

Filed For Record 3:16 pm

JOHNSON COUNTY COMMISSIONERS COURT



JAN 22 2018

Becky Ivey  
County Clerk, Johnson County Texas  
BY MM DEPUTY

RICK BAILEY  
Commissioner Pct. #1

ROGER HARMON  
County Judge

JERRY D. STRINGER  
Commissioner Pct. #3

KENNY HOWELL  
Commissioner Pct. #2

Carla Hester  
Assistant to Commissioner's Court

LARRY WOOLLEY  
Commissioner Pct. #4

ORDER NO. 2018-01

THE STATE OF TEXAS

§

JANUARY 22, 2018

COUNTY OF JOHNSON

§

§

---

ORDER APPROVING THE JOHNSON COUNTY TREASURER'S REPORT

---


WHEREAS, *Section 114.026* of the Local Government Code requires a Treasurer's Report be submitted at least once a month to the Commissioners Court at a regular term; and


WHEREAS, the Johnson County Commissioners Court has compared and examined the Treasurer's Report submitted for approval on January 22, 2018 which is attached hereto as Exhibit A and has determined that the Treasurer's Report is correct.


**IT IS THEREFORE ORDERED**, that the Johnson County Treasurer's Report which is attached hereto as Exhibit A is approved as presented by the Johnson County Treasurer to the Commissioners Court of Johnson County, Texas and this Order Approving the Johnson County Treasurer's Report and attached Exhibit A are to be entered into the Minutes.


COPY NOT COMPARED  
TO ORIGINAL


GIVEN UNDER OUR HAND AND THE SEAL OF JOHNSON COUNTY THIS,  
22<sup>nd</sup> day of JANUARY, 2018.

  
Roger Harmon, Johnson County Judge  
Voted:  yes, \_\_\_ no, \_\_\_ abstained

  
Rick Bailey, Commissioner Pct. #1  
Voted:  yes, \_\_\_ no, \_\_\_ abstained


  
Kenny Howell, Commissioner Pct. #2  
Voted:  yes, \_\_\_ no, \_\_\_ abstained

  
Jerry D. Stringer, Commissioner Pct. #3  
Voted:  yes, \_\_\_ no, \_\_\_ abstained

  
Larry Woolley, Commissioner Pct. #4  
Voted: \_\_\_ yes, \_\_\_ no, \_\_\_ abstained

Attest:   
County Clerk





# Treasurers Financial Report

Kathy Blackwell

County Treasurer & Chief Investment Officer

December 2017



## CASH & INVESTMENTS

### First Financial Bank Accounts

| Account Number        | Account Title                     | Beginning Balance      | Deposits               | Disbursements         | Ending Balance         |
|-----------------------|-----------------------------------|------------------------|------------------------|-----------------------|------------------------|
| XX-X619-8             | General Fund                      | \$11,506,717.99        | \$11,366,614.51        | \$9,616,177.34        | \$13,257,155.16        |
| NOW xxxxxXX4588       | General Fund Now Account          | \$381,662.24           | \$100,129.44           | \$100,662.24          | \$381,129.44           |
| CCC XX-X654-5         | Treasurer Clearing Account (CCC)  | \$249,697.75           | \$250,891.65           | \$267,234.04          | \$233,355.36           |
| 8610 XXXXX48311       | Community Development Block Grant | \$0.00                 | \$0.00                 | \$0.00                | \$0.00                 |
| <b>Total Checking</b> |                                   | <b>\$12,138,077.98</b> | <b>\$11,717,635.60</b> | <b>\$9,984,073.62</b> | <b>\$13,871,639.96</b> |

### Cash Balance by Fund

| Fund | Account Title                       | Beginning Balance | Receipts       | Disbursements  | Ending Balance |
|------|-------------------------------------|-------------------|----------------|----------------|----------------|
| 0100 | General Fund                        | \$1,302,215.17    | \$9,089,819.62 | \$7,147,082.86 | \$3,244,951.93 |
| 0140 | Law Library                         | \$149,512.04      | \$7,140.64     | \$8,230.94     | \$148,421.74   |
| 0150 | Road & Bridge #1                    | \$182,719.42      | \$145,661.69   | \$155,000.83   | \$173,380.28   |
| 0160 | Road & Bridge #2                    | \$678,883.85      | \$129,877.24   | \$89,221.46    | \$719,539.63   |
| 0170 | Road & Bridge #3                    | \$41,844.13       | \$273,990.91   | \$139,074.92   | \$176,760.12   |
| 0180 | Road & Bridge #4                    | \$258,975.15      | \$151,626.66   | \$126,628.52   | \$283,973.29   |
| 0200 | County Projects                     | \$55,856.91       | \$59.66        | \$0.00         | \$55,916.57    |
| 0210 | Records Mgt - Co Clerk              | \$1,035,253.70    | \$26,874.76    | \$11,625.60    | \$1,050,502.86 |
| 0220 | Records Mgt - County                | \$405,325.07      | \$3,425.88     | \$0.00         | \$408,750.95   |
| 0225 | Vital Statistics Preservation       | \$114,952.40      | \$415.00       | \$0.00         | \$115,367.40   |
| 0240 | Election Services Contracts         | \$325,425.09      | \$9,021.97     | \$0.00         | \$334,447.06   |
| 0250 | STOP Federal Forfeitures            | \$4,452.56        | \$4.76         | \$0.00         | \$4,457.32     |
| 0260 | DA Forfeiture Funds                 | \$111,737.63      | \$119.34       | \$0.00         | \$111,856.97   |
| 0270 | JOCO Seizure Funds                  | \$5,754.45        | \$6.15         | \$0.00         | \$5,760.60     |
| 0280 | Sheriff Forfeiture Fund             | \$7,736.34        | \$8.26         | \$0.00         | \$7,744.60     |
| 0300 | Special Crimes Ops                  | \$175,488.15      | \$265.08       | \$0.00         | \$175,753.23   |
| 0320 | Special Crimes Seizures             | \$118,700.44      | \$9,263.07     | \$0.00         | \$127,963.51   |
| 0330 | JJAEP                               | \$200,086.82      | \$10,440.00    | \$18,768.20    | \$191,758.62   |
| 0340 | Juvenile Case Manager Fund          | \$112,682.41      | \$1,955.24     | \$3,694.11     | \$110,943.54   |
| 0350 | Juvenile Probation Fees             | \$37,716.48       | \$687.31       | \$2,819.51     | \$35,584.28    |
| 0355 | Unclaimed Juvenile Restitution Fund | \$485.37          | \$0.52         | \$0.00         | \$485.89       |
| 0360 | JP #1 Technology                    | \$150,028.14      | \$801.68       | \$75.98        | \$150,753.84   |
| 0370 | JP #2 Technology                    | \$51,338.56       | \$169.33       | \$117.99       | \$51,389.90    |
| 0380 | JP #3 Technology                    | \$77,426.27       | \$497.37       | \$24.26        | \$77,899.38    |
| 0390 | JP #4 Technology                    | \$102,088.12      | \$347.04       | \$2,312.50     | \$100,122.66   |
| 0400 | Courthouse Security                 | \$31,199.02       | \$5,122.77     | \$420.00       | \$35,902.69    |
| 0410 | Justice Court Security              | \$82,553.97       | \$437.80       | \$0.00         | \$82,991.77    |
| 0420 | Custodial Funds                     | \$58,510.46       | \$679.29       | \$7,277.63     | \$51,912.12    |
| 0450 | Co Clerk Records Preservation       | \$160,345.71      | \$26,001.25    | \$0.00         | \$186,346.96   |
| 0460 | Dist Clerk Records Preservation     | \$73,912.66       | \$958.08       | \$0.00         | \$74,870.74    |
| 0470 | Cty & Dst Clerk Technology Fund     | \$12,119.68       | \$342.43       | \$0.00         | \$12,462.11    |
| 0480 | Court Records Preservation Fund     | \$243,286.48      | \$2,560.59     | \$0.00         | \$245,847.07   |
| 0490 | Dst Crt Records Technology Fund     | \$130,285.03      | \$1,861.10     | \$0.00         | \$132,146.13   |
| 0500 | Pecan Valley MHMR                   | \$0.00            | \$0.00         | \$0.00         | \$0.00         |
| 0530 | Capital Murder Fund                 | \$325,272.37      | \$347.40       | \$0.00         | \$325,619.77   |
| 0550 | Indigent Health Care                | \$885,325.48      | \$186,942.51   | \$559,039.95   | \$513,228.04   |
| 0590 | Unclaimed Money                     | \$26,238.57       | \$0.00         | \$0.00         | \$26,238.57    |
| 0600 | Right of Way Fund                   | \$129,339.30      | \$138.14       | \$0.00         | \$129,477.44   |
| 0720 | Courthouse Restoration              | \$100,000.00      | \$0.00         | \$0.00         | \$100,000.00   |
| 0750 | Equipment Purchase                  | \$901,386.63      | \$900.54       | \$63,048.18    | \$799,238.99   |
| 0800 | LEC Interest & Sinking              | \$510,629.21      | \$411,045.42   | \$0.00         | \$921,674.63   |
| 0850 | Equipment Int. & Sinking Fund       | \$14,260.44       | \$40,447.60    | \$0.00         | \$54,708.04    |
| 0880 | Criminal State Fees Fund            | \$227,627.88      | \$89,514.93    | \$278.16       | \$316,864.65   |
| 0890 | Historical Commission               | \$30,330.24       | \$32.31        | \$410.31       | \$29,952.24    |
| 0970 | Fee Officers Fund                   | (\$233,134.34)    | \$469,108.17   | \$464,796.30   | (\$28,822.47)  |
| 1020 | Pre-Trial Bond Supervision          | \$151,715.16      | \$13,775.52    | \$11,707.63    | \$153,783.05   |

|                           |                                    |                        |                        |                       |                        |
|---------------------------|------------------------------------|------------------------|------------------------|-----------------------|------------------------|
| 1110                      | Special Crimes Ops                 | \$88,284.00            | \$80.53                | \$12,060.74           | \$76,313.79            |
| 3150                      | DA Hot Check Fees                  | \$5,322.60             | \$0.00                 | \$333.34              | \$4,989.26             |
| 7012                      | Jail C1 Construction               | \$1,639,281.79         | \$1,362.00             | \$537,377.09          | \$1,103,266.70         |
| 7050                      | Construction Projects              | \$134,091.25           | \$0.00                 | \$1,109.25            | \$132,982.00           |
| 8300                      | HAVA Grant                         | \$0.00                 | \$0.00                 | \$0.00                | \$0.00                 |
| 8400                      | Cities Readiness Grant             | \$15,110.55            | \$0.00                 | \$1,269.89            | \$13,840.66            |
| 9020                      | Juvenile Operations                | \$0.00                 | \$44,018.73            | \$44,018.73           | \$0.00                 |
| 9220                      | Community Supervision              | \$0.00                 | \$208,352.46           | \$208,352.46          | \$0.00                 |
| 9350                      | TCEQ LIP Grant                     | \$0.00                 | \$0.00                 | \$0.00                | \$0.00                 |
| 9380                      | Indigent Defense Formula Grant     | \$89,684.50            | \$95.76                | \$0.00                | \$89,780.26            |
| 9390                      | Indigent Defense Improvement Grant | \$0.00                 | \$0.00                 | \$0.00                | \$0.00                 |
| 9450                      | TCEQ Aircheck                      | \$0.00                 | \$0.00                 | \$0.00                | \$0.00                 |
| 9460                      | TCEQ LEPC Grant                    | \$7,053.78             | \$0.00                 | \$0.00                | \$7,053.78             |
| <b>Total General Fund</b> |                                    | <b>\$11,506,717.99</b> | <b>\$11,366,614.51</b> | <b>\$9,616,177.34</b> | <b>\$13,257,155.16</b> |

### FFB Trust and Asset Management Account Detail

| Fund                        | Account Number | Account Title               | % of Total   | Interest Earned   | Cash Equivalents    | Govt/Agencies Bonds     |
|-----------------------------|----------------|-----------------------------|--------------|-------------------|---------------------|-------------------------|
| B0100                       |                | General Fund                | 72.72727273% | \$1,782.31        | \$ 25,646.95        | \$ 8,052,211.49         |
| B0150                       |                | Road & Bridge #1            | 4.54545455%  | \$112.02          | \$ 1,602.94         | \$ 503,263.22           |
| B0160                       |                | Road & Bridge #2            | 0.90909091%  | \$22.40           | \$ 320.59           | \$ 100,652.64           |
| B0170                       |                | Road & Bridge #3            | 2.72727273%  | \$67.21           | \$ 961.76           | \$ 301,957.93           |
| B0180                       |                | Road & Bridge #4            | 3.63636364%  | \$89.62           | \$ 1,282.35         | \$ 402,610.57           |
| B0210                       |                | Records Management - Clerk  | 2.72727273%  | \$67.21           | \$ 961.76           | \$ 301,957.93           |
| B0220                       |                | Records Management - County | 0.90909091%  | \$22.40           | \$ 320.59           | \$ 100,652.64           |
| B0550                       |                | Indigent Health             | 5.45454545%  | \$134.42          | \$ 1,923.52         | \$ 603,915.86           |
| B0600                       |                | Right of Way                | 6.36363636%  | \$156.83          | \$ 2,244.11         | \$ 704,568.50           |
|                             |                |                             |              | <b>\$2,464.42</b> | <b>\$ 35,264.57</b> | <b>\$ 11,071,790.78</b> |
| <b>Total Cash and Bonds</b> |                |                             |              |                   | <b>\$</b>           | <b>11,107,055.35</b>    |

TexasClass Detail

| Fund                     | Account Number  | Account Title                  | Beginning Balance     | Deposits              | Withdrawals           | Ending Balance        |
|--------------------------|-----------------|--------------------------------|-----------------------|-----------------------|-----------------------|-----------------------|
| TC0001                   | XXXXX-0263-0001 | General Fund (0100)            | \$1,627,154.45        | \$2,002,060.24        | \$3,000,000.00        | \$629,214.69          |
| TC0002                   | XXXXX-0263-0002 | Road & Bridge #1 (0150)        | \$730,695.34          | \$870.90              | \$0.00                | \$731,566.24          |
| TC0003                   | XXXXX-0263-0003 | Road & Bridge #2 (0160)        | \$955,742.38          | \$1,139.15            | \$0.00                | \$956,881.53          |
| TC0004                   | XXXXX-0263-0004 | Road & Bridge #3 (0170)        | \$1,113,062.43        | \$1,243.84            | \$100,000.00          | \$1,014,306.27        |
| TC0005                   | XXXXX-0263-0005 | Road & Bridge #4 (0180)        | \$1,230,333.85        | \$1,466.39            | \$0.00                | \$1,231,800.24        |
| TC0007                   | XXXXX-0263-0007 | Indigent Healthcare (0550)     | \$1,039,762.99        | \$501,578.06          | \$0.00                | \$1,541,341.05        |
| TC0008                   | XXXXX-0263-0008 | Right of Way (0600)            | \$512,080.42          | \$811.05              | \$0.00                | \$513,291.47          |
| TC0009                   | XXXXX-0263-0009 | Jail C5 Construction (7010)    | \$0.00                | \$0.00                | \$0.00                | \$0.00                |
| TC0010                   | XXXXX-0263-0010 | CC Records Preservation (0450) | \$209,388.33          | \$249.55              | \$0.00                | \$209,635.88          |
| TC0011                   | XXXXX-0263-0011 | Jail C1 Construction (7012)    | \$50.13               | \$0.05                | \$0.00                | \$50.18               |
| TC0012                   | XXXXX-0263-0012 | Capital Murder (0530)          | \$889,801.62          | \$1,060.53            | \$0.00                | \$890,862.15          |
| TC0013                   | XXXXX-0263-0013 | Software Projects (7060)       | \$0.00                | \$0.00                | \$0.00                | \$0.00                |
| TC0014                   | XXXXX-0263-0014 | Equipment I&S (0850)           | \$53,230.78           | \$63.42               | \$0.00                | \$53,294.18           |
| <b>Total Texas CLASS</b> |                 |                                | <b>\$8,361,900.70</b> | <b>\$2,510,343.18</b> | <b>\$3,100,000.00</b> | <b>\$7,772,243.88</b> |

See Appendix A for details

Certificates of Deposit

| Fund   | Account Title | Face Value       |
|--------|---------------|------------------|
| CD0100 | General Fund  | \$4,250,000.00 R |

Outstanding Indebtedness

| Description                                   |                   | Outstanding Amount | Last Payment Amount | Next Payment Due |
|---|-------------------|--------------------|---------------------|------------------|
| Johnson County GO Refunding Bonds Series 2017 | Guinn Building    | \$6,315,000.00     | \$1,985,068.68      | 2/15/2018        |
| Johnson County Tax Notes -Series 2013         | Software Project  | \$2,605,000.00     | \$311,299.00        | 11/15/2017       |
| Johnson County CO Series 2015                 | Jail Construction | \$ 20,605,000.00   | \$946,042.86        | 2/15/2018        |

Combined Statement of Cash Position

| FUND | ACCOUNT NAME                        | FUND TOTAL     | POOL FUNDS     | INVESTMENTS      | FUND TOTAL      |
|------|-------------------------------------|----------------|----------------|------------------|-----------------|
| 0100 | General Fund                        | \$3,626,081.37 | \$629,214.69   | \$ 12,302,211.49 | \$16,557,507.55 |
| 0140 | Law Library                         | \$148,421.74   | \$0.00         | \$0.00           | \$148,421.74    |
| 0150 | Road & Bridge #1                    | \$173,380.28   | \$731,566.24   | \$503,263.22     | \$1,408,209.74  |
| 0160 | Road & Bridge #2                    | \$719,539.63   | \$956,881.53   | \$100,652.64     | \$1,777,073.80  |
| 0170 | Road & Bridge #3                    | \$176,760.12   | \$1,014,306.27 | \$301,957.93     | \$1,493,024.32  |
| 0180 | Road & Bridge #4                    | \$283,973.29   | \$1,231,800.24 | \$402,610.57     | \$1,918,384.10  |
| 0200 | County Projects                     | \$55,916.57    | \$0.00         | \$0.00           | \$55,916.57     |
| 0210 | Records Mgt - Co Clerk              | \$1,050,502.86 | \$0.00         | \$301,957.93     | \$1,352,460.79  |
| 0220 | Records Mgt - County                | \$408,750.95   | \$0.00         | \$100,652.64     | \$509,403.59    |
| 0225 | Vital Statistics Preservation       | \$115,367.40   | \$0.00         | \$0.00           | \$115,367.40    |
| 0240 | Election Services Contracts         | \$334,447.06   | \$0.00         | \$0.00           | \$334,447.06    |
| 0250 | STOP Federal Forfeitures            | \$4,457.32     | \$0.00         | \$0.00           | \$4,457.32      |
| 0260 | DA Forfeiture Funds                 | \$111,856.97   | \$0.00         | \$0.00           | \$111,856.97    |
| 0270 | JOCO Seizure Funds                  | \$5,760.60     | \$0.00         | \$0.00           | \$5,760.60      |
| 0280 | Sheriff Forfeiture Fund             | \$7,744.60     | \$0.00         | \$0.00           | \$7,744.60      |
| 0300 | Special Crimes Ops                  | \$175,753.23   | \$0.00         | \$0.00           | \$175,753.23    |
| 0320 | Special Crimes Seizures             | \$127,963.51   | \$0.00         | \$0.00           | \$127,963.51    |
| 0330 | JJAEP                               | \$191,758.62   | \$0.00         | \$0.00           | \$191,758.62    |
| 0340 | Juvenile Case Manager Fund          | \$110,943.54   | \$0.00         | \$0.00           | \$110,943.54    |
| 0350 | Juvenile Probation Fees             | \$35,584.28    | \$0.00         | \$0.00           | \$35,584.28     |
| 0355 | Unclaimed Juvenile Restitution Fund | \$485.89       | \$0.00         | \$0.00           | \$485.89        |
| 0360 | JP #1 Technology                    | \$150,753.84   | \$0.00         | \$0.00           | \$150,753.84    |
| 0370 | JP #2 Technology                    | \$51,389.90    | \$0.00         | \$0.00           | \$51,389.90     |
| 0380 | JP #3 Technology                    | \$77,899.38    | \$0.00         | \$0.00           | \$77,899.38     |
| 0390 | JP #4 Technology                    | \$100,122.66   | \$0.00         | \$0.00           | \$100,122.66    |
| 0400 | Courthouse Security                 | \$35,902.69    | \$0.00         | \$0.00           | \$35,902.69     |
| 0410 | Justice Court Security              | \$82,991.77    | \$0.00         | \$0.00           | \$82,991.77     |
| 0420 | Custodial Funds                     | \$51,912.12    | \$0.00         | \$0.00           | \$51,912.12     |
| 0450 | Co Clerk Records Preservation       | \$188,346.96   | \$209,635.88   | \$0.00           | \$395,982.84    |
| 0460 | Dist Clerk Records Preservation     | \$74,870.74    | \$0.00         | \$0.00           | \$74,870.74     |
| 0470 | City & Dst Clerk Technology Fund    | \$12,462.11    | \$0.00         | \$0.00           | \$12,462.11     |
| 0480 | City & Dst Clerk Technology Fund    | \$245,847.07   | \$0.00         | \$0.00           | \$245,847.07    |
| 0490 | Court Records Preservation Fund     | \$132,146.13   | \$0.00         | \$0.00           | \$132,146.13    |
| 0500 | Pecan Valley MHMR                   | \$0.00         | \$0.00         | \$0.00           | \$0.00          |
| 0530 | Capital Murder Fund                 | \$325,019.77   | \$890,862.15   | \$0.00           | \$1,216,481.92  |
| 0550 | Indigent Health Care                | \$513,228.04   | \$1,541,341.05 | \$ 603,915.86    | \$2,658,484.95  |
| 0590 | Unclaimed Money                     | \$26,238.57    | \$0.00         | \$0.00           | \$26,238.57     |
| 0600 | Right of Way Fund                   | \$129,477.44   | \$513,291.47   | \$ 704,568.50    | \$1,347,337.41  |
| 0720 | Courthouse Restoration              | \$100,000.00   | \$0.00         | \$0.00           | \$100,000.00    |
| 0750 | Equipment Purchase                  | \$799,238.99   | \$0.00         | \$0.00           | \$799,238.99    |
| 0800 | LEC Interest & Sinking              | \$921,674.63   | \$0.00         | \$0.00           | \$921,674.63    |
| 0850 | Equipment Int. & Sinking Fund       | \$54,708.04    | \$53,294.18    | \$0.00           | \$108,002.22    |
| 0880 | Criminal State Fees Fund            | \$316,864.65   | \$0.00         | \$0.00           | \$316,864.65    |
| 0890 | Historical Commission               | \$29,952.24    | \$0.00         | \$0.00           | \$29,952.24     |
| 0970 | Fee Officers Fund                   | (\$228,822.47) | \$0.00         | \$0.00           | (\$228,822.47)  |


| FUND               | ACCOUNT NAME                          | CHECKING               | POOLS FUNDS           | INVESTMENTS             | FUND TOTAL             |
|--------------------|---------------------------------------|------------------------|-----------------------|-------------------------|------------------------|
| 1020               | Pre-Trial Bond Supervision            | \$153,783.05           | \$0.00                | \$0.00                  | \$153,783.05           |
| 1110               | Special Crimes Ops                    | \$76,313.79            | \$0.00                | \$0.00                  | \$76,313.79            |
| 3150               | DA Hot Check Fees                     | \$4,989.26             | \$0.00                | \$0.00                  | \$4,989.26             |
| 7012               | Jail C1 Construction                  | \$1,103,266.70         | \$50.18               | \$0.00                  | \$1,103,316.88         |
| 7050               | Software Projects                     | \$132,982.00           | \$0.00                | \$0.00                  | \$132,982.00           |
| 8300               | Edward Byrne (JAG) Local Solicitation | \$0.00                 | \$0.00                | \$0.00                  | \$0.00                 |
| 8400               | Ed Byrne Memorial JAG Grant FY 10     | \$13,840.66            | \$0.00                | \$0.00                  | \$13,840.66            |
| 9020               | Juvenile Operations                   | \$0.00                 | \$0.00                | \$0.00                  | \$0.00                 |
| 9220               | Community Supervision                 | \$0.00                 | \$0.00                | \$0.00                  | \$0.00                 |
| 9350               | TCEQ LIP Grant                        | \$0.00                 | \$0.00                | \$0.00                  | \$0.00                 |
| 9380               | Indigent Defense Formula Grant        | \$89,780.26            | \$0.00                | \$0.00                  | \$89,780.26            |
| 9390               | Indigent Defense Improvement Grant    | \$0.00                 | \$0.00                | \$0.00                  | \$0.00                 |
| 9450               | TCEQ Aircheck                         | \$0.00                 | \$0.00                | \$0.00                  | \$0.00                 |
| 9460               | TCEQ LEPC Grant                       | \$7,053.78             | \$0.00                | \$0.00                  | \$7,053.78             |
| <b>Grand Total</b> |                                       | <b>\$13,638,284.60</b> | <b>\$7,772,243.88</b> | <b>\$ 15,321,790.78</b> | <b>\$36,732,319.26</b> |

| Financial Bank | Pledged Collateral | Original Value          | Par Value              | Book Value             | Market Value           |
|----------------|--------------------|-------------------------|------------------------|------------------------|------------------------|
| as of          | County             | \$86,481,246.00         | \$69,217,433.75        | \$71,090,575.20        | \$72,190,324.13        |
| 31-Dec-17      | Tax Office         | \$17,595,000.00         | \$17,595,000.00        | \$18,455,746.93        | \$18,394,385.20        |
| <b>Totals</b>  |                    | <b>\$104,076,246.00</b> | <b>\$86,812,433.75</b> | <b>\$89,546,322.13</b> | <b>\$90,584,709.33</b> |

**LOCAL GOVERNMENT CODE: 134.026**  
**COUNTY TREASURER'S REPORT TO COMMISSIONERS COURT AT REGULAR TERM.**

- (a) At least once a month at a regular term of the commissioners court, the county treasurer shall make a detailed report of:
- (1) money received and disbursed;
  - (2) debts due to and owed by the county; and
  - (3) all other proceedings in the treasurer's office.

I certify the information in this report is true and correct to the best of my knowledge.



*Kathy M. Blackwell*

Kathy M. Blackwell

Johnson County Treasurer


*1/12/18*


Date


COUNTY TREASURER'S REPORT  
IN THE MATTER OF COUNTY FINANCES  
IN THE HANDS OF Kathy Blackwell  
TREASURER OF JOHNSON COUNTY, TEXAS


COMMISSIONERS COURT  
JOHNSON COUNTY, TEXAS  
IN REGULAR SESSION  
JANUARY TERM 2017


IN ACCORDANCE with Section 114.026, Local Government Code, we the undersigned, constituting the entire Commissioners Court of said County, certify that on the 22 day of January, 2018, at the Regular term of Court, we compared and examined the monthly report of Kathy M. Blackwell, Treasurer of Johnson County, for DECEMBER 2017, and finding the same correct, entered an order in the Minutes approving said Report, which states total cash and other assets on hand as \$36,732,319.26

  
Roger Harmon, County Judge


  
Rick Bailey, Commissioner, Pct 1

  
Kenny Howell, Commissioner Pct. 2

  
Jerry D. Stringer, Commissioner, Pct. 3

  
Larry Woolley, Commissioner Pct. 4

SWORN TO AND SUBSCRIBED BEFORE ME, by Roger Harmon, County Judge and County Commissioners of said Johnson County, each respectively, on this the 22 day of January, A.D. 2018

  
Becky Ivey, County Clerk and  
Clerk of the Commissioners Court in and for  
Johnson County, Texas.



FILED FOR RECORD THIS \_\_\_\_\_ DAY OF \_\_\_\_\_ A.D., 2018 and recorded in the minutes of the \_\_\_\_\_  
for the term in which the affidavits are filed on the \_\_\_\_\_ day of \_\_\_\_\_.

Attest: Becky Ivey, County Clerk



**Appendix A**  
**Current Bond Holdings**

| TYPE     | RATE   | MATURITY DATE | FACE VALUE      | MARKET VALUE  |
|----------|--------|---------------|-----------------|---------------|
| CD       | 1.260% | 6/7/18        | \$ 249,000.00   | \$249,000.00  |
| CD       | 1.210% | 6/8/18        | \$ 249,000.00   | \$249,000.00  |
| CD       | 1.860% | 12/26/18      | \$ 249,000.00   | \$249,000.00  |
| CD       | 0.950% | 03/13/18      | \$ 249,000.00   | \$249,000.00  |
| CD       | 1.760% | 12/7/18       | \$ 249,000.00   | \$249,000.00  |
| CO       | 1.450% | 5/01/18       | \$ 249,000.00   | \$249,002.49  |
| CO       | 1.200% | 5/31/18       | \$ 100,000.00   | \$99,882.00   |
| CO       | 1.450% | 11/20/18      | \$ 249,000.00   | \$248,499.51  |
| CO       | 1.250% | 2/09/18       | \$ 249,000.00   | \$248,995.02  |
| CO       | 1.300% | 7/30/18       | \$ 249,000.00   | \$248,638.95  |
| CO       | 1.550% | 11/26/18      | \$ 238,000.00   | \$237,709.64  |
| CO       | 1.400% | 6/22/18       | \$ 249,000.00   | \$248,575.95  |
| CO       | 1.450% | 5/03/18       | \$ 249,000.00   | \$249,002.49  |
| CO       | 1.450% | 11/30/18      | \$ 249,000.00   | \$248,452.20  |
| CO       | 1.200% | 5/2/18        | \$ 249,000.00   | \$248,795.82  |
| CO       | 1.350% | 6/12/18       | \$ 249,000.00   | \$248,823.21  |
| CO       | 1.400% | 11/29/18      | \$ 100,000.00   | \$99,736.00   |
| FHLMC    | 1.500% | 01/17/20      | \$ 500,000.00   | \$ 495,270.00 |
| FNMA     | 0.875% | 05/21/2018    | \$ 525,000.00   | \$ 523,624.50 |
| FNMA     | 1.750% | 9/12/19       | \$ 500,000.00   | \$ 498,585.00 |
| US Treas | 1.500% | 10/31/19      | \$ 1,000,000.00 | \$ 993,130.00 |
| US Treas | 1.625% | 3/15/20       | \$ 300,000.00   | \$ 298,173.00 |
| US Treas | 1.875% | 12/15/20      | \$ 250,000.00   | \$ 249,277.50 |
| US Treas | 1.250% | 10/31/18      | \$ 500,000.00   | \$ 498,010.00 |
| US Treas | 1.500% | 1/31/19       | \$ 550,000.00   | \$ 547,981.50 |
| US Treas | 1.500% | 3/31/19       | \$ 550,000.00   | \$ 547,701.00 |
| US Treas | 1.500% | 5/31/19       | \$ 500,000.00   | \$ 497,500.00 |
| US Treas | 1.500% | 8/31/18       | \$ 500,000.00   | \$ 499,375.00 |
| US Treas | 1.625% | 7/31/19       | \$ 500,000.00   | \$ 498,165.00 |
| US Treas | 2.375% | 6/30/18       | \$ 500,000.00   | \$ 502,110.00 |
| US Treas | 2.875% | 3/31/18       | \$ 500,000.00   | \$ 501,775.00 |
| Cash     |        |               | \$ 116.67       | \$ 116.67     |
| FSG FUND |        | N/A           | \$ 35,147.90    | \$ 35,147.90  |

**Appendix B**  
**Certificates of Deposit**

| Fund   | CUSIP#    | Source       | Face Value    | Interest Rate | Maturity   | Bank                                       |
|--------|-----------|--------------|---------------|---------------|------------|--|
| CD0100 | XXXXXLCH0 | General Fund | \$ 250,000.00 | 1.10%         | 4/19/2018  | Home Savings Bank                          |
| CD0100 | XXXXXU24  | General Fund | \$ 250,000.00 | 1.40%         | 7/25/2018  | Capital One Bk USA Natl Assn Glen Allen VA |
| CD0100 | XXXXXXV83 | General Fund | \$ 250,000.00 | 1.40%         | 7/26/2018  | Ally Bk Midvale Utah                       |
| CD0100 | XXXXXEJ1  | General Fund | \$ 250,000.00 | 1.40%         | 8/1/2018   | Wells Fargo                                |
| CD0100 | XXXXTDD1  | General Fund | \$ 250,000.00 | 1.30%         | 9/19/2018  | Franklin Synergy Bank                      |
| CD0100 | XXXXXCL7  | General Fund | \$ 250,000.00 | 1.45%         | 3/29/2019  | Isabella Bank                              |
| CD0100 | XXXXXQU3  | General Fund | \$ 250,000.00 | 1.55%         | 4/5/2019   | Peoples United Bank                        |
| CD0100 | XXXXMYJ4  | General Fund | \$ 250,000.00 | 1.70%         | 8/26/2019  | Morgan Stanley Bank, National Association  |
| CD0100 | XXXXSXY7  | General Fund | \$ 250,000.00 | 1.60%         | 10/15/2019 | KeyBank National Association               |
| CD0100 | XXXXBAH9  | General Fund | \$ 250,000.00 | 1.60%         | 1/24/2020  | Citizens Community Federal                 |
| CD0100 | XXXXXEAG4 | General Fund | \$ 250,000.00 | 1.65%         | 3/31/2020  | Covenant Bank                              |
| CD0100 | XXXXPBN0  | General Fund | \$ 250,000.00 | 1.70%         | 4/13/2020  | East Boston Savings Bank                   |
| CD0100 | XXXXRGC9  | General Fund | \$ 250,000.00 | 1.90%         | 6/8/2020   | Capital One, National Association          |
| CD0100 | XXXXPNE3  | General Fund | \$ 250,000.00 | 1.90%         | 8/24/2020  | Goldman Sachs Bank USA                     |
| CD0100 | XXXX3BC9  | General Fund | \$ 250,000.00 | 1.90%         | 9/1/2020   | Discover Bank                              |